

# ONLINE SAFETY IN THE COMPUTING CURRICULUM

## Key Stage 1



# ONLINE SAFETY IN THE COMPUTING CURRICULUM

# Key Stage 1



If you have any questions then please do not hesitate to email our Education Team.

**EDUCATION@INTERNET.SAFETY**



# ABOUT THIS RESOURCE

The introduction of the Computing curriculum in England aims to equip pupils with the knowledge, understanding and skills to use information and communication technology creatively and purposefully. A key aspect of this lies in being digitally literate. Online technologies play a huge role and so providing a broad and balanced online safety education at each key stage is vital to ensuring that pupils can navigate the online world safely and positively.

This guide for Key Stage 1 aims to highlight the key learning aims related to online safety in the Computing curriculum and signpost to some key resources that can be used in the classroom to help deliver these aims.

It is not a requirement to use all the resources listed, and some resources can be used to deliver more than one online safety message. This guide provides a starting point for providing online safety teaching that meets the requirements of the curriculum.

**NOTE:** *Embedding online safety teaching across the curriculum is considered effective practice and these resources can and should be used in subjects other than Computing too.*

**Please note that some resources require free sign up in order to download.**

# KEY STAGE 1

Pupils should be taught to:

'Use technology **safely** and **respectfully**,  
**keeping personal information private**;  
identify where to go for **help and support**  
when they have concerns about **content** or  
**contact** on the internet or other online  
technologies.'

<https://www.gov.uk/government/publications/national-curriculum-in-england-computing-programmes-of-study/national-curriculum-in-england-computing-programmes-of-study#key-stage-1>



and activities covering a range of online safety topics.

'Going Places Safely' for Year 1 and 'Follow the Digital Trail' for Year 2 are lessons that focus on enjoying the internet positively and safely.

 common sense media.

<http://www.digital-literacy.org.uk/>

about how they can be a good friend online, be positive and respectful and celebrate difference.


<http://www.saferinternet.org.uk/safer-internet-day/2016/education-packs/primary>

Kara. SMART animated cover one SMART; five fe online.

ct: rial


crew

SID TV - Safe



<http://www.saferinternet.org.uk/>

ZIP



<https://www.saferinternet.org.uk/primary/classroom>

# *...use technology safely and respectfully...*

Online safety messages can start from an early age, encouraging both **positive and safe use** of technology and **positive behaviour** online.

At KS1 it is important for pupils understand that the internet offers many positive opportunities to explore, learn and play and that there are rules they can follow to help stay safe online, just as there are for staying safe offline.



# The SMART rules



The Adventures of Kara, Winston and the SMART crew contains five animated episodes that each cover one of the letters in **SMART**; five rules for staying safe online.



<http://www.childnet.com/resources/the-adventures-of-kara-winston-and-the-smart-crew>

# Digital Literacy Curriculum

This free digital literacy curriculum contains lesson plans and activities covering a range of online safety topics.

'Going Places Safely' for Year 1 and 'Follow the Digital Trail' for Year 2 are lessons that focus on enjoying the internet positively and safely.

The screenshot shows the homepage of the Digital Literacy Curriculum website. At the top, there is a navigation menu with links for HOME, INTRODUCTION, CURRICULUM CATEGORIES, CURRICULUM OVERVIEW, REGISTER, FURTHER LINKS, and CONTACT US. Below the navigation is a main banner for 'DIGITAL LITERACY & CITIZENSHIP from the South West Grid for Learning'. The banner includes logos for South West Grid for Learning and Common Sense Media, and a call to action: 'REGISTER TODAY FOR FREE ACCESS TO ALL DIGITAL LITERACY MATERIALS'. To the right of the banner are three buttons: 'INTRODUCTION TO DIGITAL LITERACY', 'CROSS CURRICULAR CATEGORIES', and 'AN OVERVIEW OF THE CURRICULUM'. Below the banner, there is a section titled 'DIGITAL LITERACY AND CITIZENSHIP WITH SWGL' which lists various topics like Internet Safety, Privacy & Security, Relationships & Communication, Cyberbullying, Information Literacy, Self Image & Identity, Digital Footprint & Reputation, and Creative Credit & Copyright. At the bottom, there is a section 'VIEW DIGITAL LITERACY RESOURCES BY YEAR:' with buttons for FOUNDATION / YEAR 1, YEAR 2, YEAR 3, YEAR 4, YEAR 5, YEAR 6, YEAR 7, YEAR 8, YEAR 9, and YEAR 10. The footer contains logos for South West Grid for Learning, UK Safer Internet Centre, Common Sense Media, and the website's copyright information.



<http://www.digital-literacy.org.uk/>

# Safer Internet Day 2014 Schools Pack



The primary pack for KS1&2, created for Safer Internet Day 2014, includes **quick activities** around the theme 'Let's Create a Better Internet Together', encouraging pupils to think about what they love about the internet and what can be done to make it better.



<http://www.saferinternet.org.uk/safer-internet-day/2014/schools-packs>

# Safer Internet Day 2015 Education Pack



The primary pack for KS1&2, created for Safer Internet Day 2015, includes **quick activities** and **drama activities**, again around the theme 'Let's Create a Better Internet Together', encouraging pupils to think about how they can support others online and pledge to make the internet a better place.



<http://www.saferinternet.org.uk/safer-internet-day/2015/education-packs/primary>

# Safer Internet Day 2016 Education Pack



Safer  
Internet  
Day 2016

Tuesday  
9 February

Play your part for  
a better internet

[www.saferinternetday.org.uk](http://www.saferinternetday.org.uk)



The primary pack for KS1&2, created for Safer Internet Day 2016, includes **quick activities** and **wider activities**, around the theme 'Play Your Part for a Better Internet!', encouraging pupils to think about how they can be a good friend online, be positive and respectful and celebrate difference.



<http://www.saferinternet.org.uk/safer-internet-day/2016/education-packs/primary>



# SID TV - Safer Internet Day 2016



SID TV, created for Safer Internet Day 2016, includes **tips** and **films**, around the theme 'Play Your Part for a Better Internet!', encouraging pupils to think about how they can be a good friend online, be positive and respectful and celebrate difference.



<http://www.saferinternet.org.uk/safer-internet-day/2016/3-11s>

# Zippep's Astro Circus



The Australian Government have a Children's eSafety Commissioner website which houses a number of resources including Zippep's Astro Circus.

The resource introduces the THINK rules; **I - 'Interesting websites can be fun'** can be used to explore which positive and interesting websites your pupils enjoy using.

The resource is also available as an app for Apple and Android devices.



Australian Government  
Office of the Children's eSafety Commissioner

<https://esafety.gov.au/education-resources/classroom-resources/zippeps-astro-circus>

# KEY STAGE 1

Pupils should be taught to:

'Use technology **safely** and **respectfully**,  
**keeping personal information private**;  
identify where to go for **help and support**  
when they have concerns about **content** or  
**contact** on the internet or other online  
technologies.'

<https://www.gov.uk/government/publications/national-curriculum-in-england-computing-programmes-of-study/national-curriculum-in-england-computing-programmes-of-study#key-stage-1>

## The SMART rules



'Chapter 4 - TELL' of 'The Adventures of Kara, Winston and the SMART crew' highlights cyberbullying and the importance of telling someone.



<http://www.childnet.com/resources/the-adventures-of-kara-winston-and-the-smart-crew>



Safe Internet Day 2016, includes quick activities and wider activities, around the theme 'Play Your Part for a Better Internet!', encouraging pupils to think about how they can be a good friend online, be positive and respectful and celebrate difference.

<http://www.saferinternet.org.uk/safer-internet-day/2016/education-packs/primary>

# ...use technology safely and respectfully...

Respect is a key concept to embed from the start and can be explored in KS1 through the idea of being a good friend and how to treat others with respect, and how these concepts extend to online behaviour too.

The concept of cyberbullying can be introduced with older pupils to explore online behaviour in more detail, encourage the need for courtesy, tolerance and respect online, and highlight the importance of seeking help if they are the target of bullying behaviour.



## SID TV - Safe



<http://www.saferinternet.org.uk>

## Digital Lite



<http://www.digitalliteracy.org.uk>

## Lee and Kim

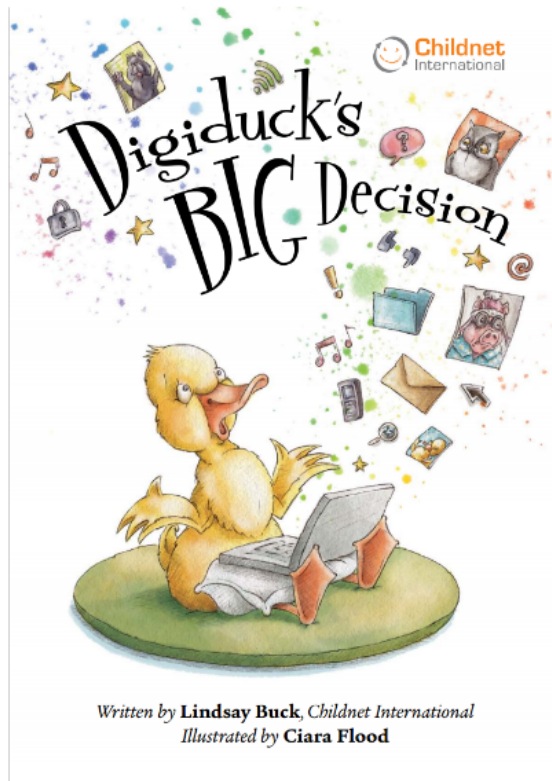


CEOP's Think U Know website contains a number of cartoons, activities and lesson plans for KS1.

The 'Lee and Kim' cartoon and Activity 1a can be used to discuss the importance of politeness and courtesy to others both online and offline.

Please note that free sign up is required in order to download Think U Know resources.

# Digiduck's Big Decision



Created by Childnet International, **Digiduck's Big Decision** is a story for EYFS/KS1 about the importance of being a good friend online.



<http://www.childnet.com/digiduck>



# The SMART rules



'Chapter 4 - TELL' of 'The Adventures of Kara, Winston and the SMART crew highlights cyberbullying and the importance of telling someone.



<http://www.childnet.com/resources/the-adventures-of-kara-winston-and-the-smart-crew>



# Safer Internet Day 2013 Schools Pack



The primary pack for KS1&2, created for Safer Internet Day 2013, includes an **assembly**, **lesson plan** and **quick activities** around the theme 'Connect With Respect'.



<http://www.saferinternet.org.uk/safer-internet-day/2013/schools-packs>

# Safer Internet Day 2015 Education Pack



The primary pack for KS1&2, created for Safer Internet Day 2015, includes **quick activities** and **drama activities**, again around the theme 'Let's Create a Better Internet Together', encouraging pupils to think about how they can support others online and pledge to make the internet a better place.



<http://www.saferinternet.org.uk/safer-internet-day/2015/education-packs/primary>

# Safer Internet Day 2016 Education Pack



Safer  
Internet  
Day 2016

Tuesday  
9 February

Play your part for  
a better internet

[www.saferinternetday.org.uk](http://www.saferinternetday.org.uk)



The primary pack for KS1&2, created for Safer Internet Day 2016, includes **quick activities** and **wider activities**, around the theme 'Play Your Part for a Better Internet!', encouraging pupils to think about how they can be a good friend online, be positive and respectful and celebrate difference.



<http://www.saferinternet.org.uk/safer-internet-day/2016/education-packs/primary>

# SID TV - Safer Internet Day 2016



SID TV, created for Safer Internet Day 2016, includes **tips** and **films**, around the theme 'Play Your Part for a Better Internet!', encouraging pupils to think about how they can be a good friend online, be positive and respectful and celebrate difference.



<http://www.saferinternet.org.uk/safer-internet-day/2016/3-11s>

# Digital Literacy Curriculum

The screenshot shows the homepage of the SWGfL Digital Literacy website. At the top, there is a navigation menu with links for HOME, INTRODUCTION, CURRICULUM CATEGORIES, CURRICULUM OVERVIEW, REGISTER, FURTHER LINKS, and CONTACT US. Below the menu is a main banner for 'DIGITAL LITERACY & CITIZENSHIP from the South West Grid for Learning'. The banner includes logos for South West Grid for Learning and Common Sense Media, and a call to action: 'REGISTER TODAY FOR FREE ACCESS TO ALL DIGITAL LITERACY MATERIALS'. To the right of the banner are three buttons: 'INTRODUCTION TO DIGITAL LITERACY', 'CROSS CURRICULAR CATEGORIES', and 'AN OVERVIEW OF THE CURRICULUM'. Below the banner, there is a section titled 'DIGITAL LITERACY AND CITIZENSHIP WITH SWGfL' which lists various topics like Internet Safety, Privacy & Security, Relationships & Communication, Cyberbullying, Information Literacy, Self Image & Identity, Digital Footprint & Reputation, and Creative Credit & Copyright. At the bottom, there is a section 'VIEW DIGITAL LITERACY RESOURCES BY YEAR:' with buttons for FOUNDATION / YEAR 1, YEAR 2, YEAR 3, YEAR 4, YEAR 5, YEAR 6, YEAR 7, YEAR 8, YEAR 9, and YEAR 10. The footer contains logos for South West Grid for Learning, UK Safer Internet Centre, Common Sense Media, and links for TERMS & CONDITIONS and PRIVACY, along with the copyright notice '© SOUTH WEST GRID FOR LEARNING 2013'.

This free digital literacy curriculum contains lesson plans and activities covering a range of online safety topics.

'Sending Email' for Year 1 and 'Screen Out the Mean' for Year 2 are lessons that focus on behaviour towards others online and showing respect.



<http://www.digital-literacy.org.uk/>

# Lee and Kim



CEOP's Think U Know website contains a number of cartoons, activities and lesson plans for KS1.

The 'Lee and Kim' cartoon and Activity 1a can be used to discuss the importance of politeness and courtesy to others both online and offline.

Please note that free sign up is required in order to download Think U Know resources.



<http://www.thinkuknow.co.uk/teachers/>



# Zippep's Astro Circus



The Australian Government have a Children's eSafety Commissioner website which houses a number of resources including Zippep's Astro Circus.

The resource introduces the THINK rules; **N - 'Name calling is not cool'** can be used to encourage pupils to show positive behaviour towards other online.

The resource is also available as an app for Apple and Android devices.



Australian Government  
Office of the Children's eSafety Commissioner

<https://esafety.gov.au/education-resources/classroom-resources/zippeps-astro-circus>

# KEY STAGE 1

Pupils should be taught to:

'Use technology **safely** and **respectfully**,  
**keeping personal information private**;  
identify where to go for **help and support**  
when they have concerns about **content** or  
**contact** on the internet or other online  
technologies.'

<https://www.gov.uk/government/publications/national-curriculum-in-england-computing-programmes-of-study/national-curriculum-in-england-computing-programmes-of-study#key-stage-1>

## SMART rules

'Chapter 3 - SAFE' of 'The Adventures of Kara, Winston and the SMART crew explores the consequences of sharing personal information.



[www.childnetinternational.com/resources/the-winston-and-the-smart-crew](http://www.childnetinternational.com/resources/the-winston-and-the-smart-crew)

# *...keeping personal information private...*

The concept of personal information and sharing it with others is also important to establish and explore with young children.

This can start with identifying what personal information is, moving on to what personal information should or shouldn't be shared with other people.

This can be framed by the idea of 'things you wouldn't tell a stranger about yourself'.

A good step is to encourage younger children to tell an adult if they are asked to enter any personal information on a site/service, or if another user is asking them for details about themselves.



## Zippep's Astro Circus



The Australian Government have a Children's eSafety Commissioner website which houses a number of resources including Zippep's Astro Circus.

The resource introduces the THINK rules: H - Hide your password and K - Keep your special personal information safe' can be used to teach pupils about personal information.

The resource is also available as an app for Apple and Android devices.



<https://esafety.gov.au/education-resources/classroom-resources/zippeps-astro-circus/>

# The SMART rules



'Chapter 3 - SAFE' of 'The Adventures of Kara, Winston and the SMART crew explores the consequences of sharing personal information.



<http://www.childnet.com/resources/the-adventures-of-kara-winston-and-the-smart-crew>

# Digital Literacy Curriculum

This free digital literacy curriculum contains lesson plans and activities covering a range of online safety topics.

'Keep It Private' for Year 1 and 'Follow the Digital Trail' for Year 2 are lessons that focus on personal information.

The screenshot shows the homepage of the Digital Literacy Curriculum website. At the top, there is a navigation menu with links for HOME, INTRODUCTION, CURRICULUM CATEGORIES, CURRICULUM OVERVIEW, REGISTER, FURTHER LINKS, and CONTACT US. Below the navigation is a main banner for 'DIGITAL LITERACY & CITIZENSHIP from the South West Grid for Learning'. The banner includes logos for South West Grid for Learning and Common Sense Media, and a call to action: 'REGISTER TODAY FOR FREE ACCESS TO ALL DIGITAL LITERACY MATERIALS'. To the right of the banner are three buttons: 'INTRODUCTION TO DIGITAL LITERACY', 'CROSS CURRICULAR CATEGORIES', and 'AN OVERVIEW OF THE CURRICULUM'. Below the banner, there is a section titled 'DIGITAL LITERACY AND CITIZENSHIP WITH SWGL' which lists various topics like Internet Safety, Privacy & Security, Relationships & Communication, Cyberbullying, Information Literacy, Self Image & Identity, Digital Footprint & Reputation, and Creative Credit & Copyright. At the bottom, there is a section 'VIEW DIGITAL LITERACY RESOURCES BY YEAR:' with buttons for FOUNDATION / YEAR 1, YEAR 2, YEAR 3, YEAR 4, YEAR 5, YEAR 6, YEAR 7, YEAR 8, YEAR 9, and YEAR 10. The footer contains logos for South West Grid for Learning, UK Safer Internet Centre, Common Sense Media, and the text 'TERMS & CONDITIONS | PRIVACY | © SOUTH WEST GRID FOR LEARNING 2013'.



<http://www.digital-literacy.org.uk/>



# Lee and Kim

CEOP's Think U Know website contains a number of cartoons, activities and lesson plans for KS1.



The 'Lee and Kim' cartoon and **Activity 2a - Keeping Safe Game** can be used to discuss what personal information is and how it can be shared.

Please note that free sign up is required in order to download Think U Know resources.



<http://www.thinkuknow.co.uk/teachers/>



# Hector's World

CEOP's Think U Know website contains a number of cartoons, activities and lesson plans for KS1.

[Hector's World - Episode 1: Details, Details](#) and [Lesson Plan 1, Online Privacy](#) can be used to discuss what personal information is and the importance of keeping details safe.

Please note that free sign up is required in order to download Think U Know resources.



<http://www.thinkuknow.co.uk/teachers/>

# Zippep's Astro Circus



The Australian Government have a Children's eSafety Commissioner website which houses a number of resources including Zippep's Astro Circus.

The resource introduces the THINK rules; H - 'Hide your password' and K - 'Keep your special personal information safe' can be used to teach pupils about personal information.

The resource is also available as an app for Apple and Android devices.



Australian Government  
Office of the Children's eSafety Commissioner

<https://esafety.gov.au/education-resources/classroom-resources/zippeps-astro-circus>

# KEY STAGE 1

Pupils should be taught to:

'Use technology **safely** and **respectfully**,  
**keeping personal information private**;  
identify where to go for **help and support**  
when they have concerns about **content** or  
**contact** on the internet or other online  
technologies.'

<https://www.gov.uk/government/publications/national-curriculum-in-england-computing-programmes-of-study/national-curriculum-in-england-computing-programmes-of-study#key-stage-1>

***...identify where to  
go for help and  
support...***

While younger children will very often ask an adult for help related to something offline, it is important to encourage them to do the same for anything online.

This may be for something that makes them feel worried, uncomfortable or upset, but equally they should be encouraged to ask for help if they are ever unsure about anything to do with the use of technology or the internet.



**Smartie the Penguin**

Created by Childnet International, Smartie the Penguin is a story for EYFSP/ISI about the importance of telling an adult when unsure about anything online. There are three versions of the story for EYFSP, Year 1 and Year 2, as well as an accompanying lesson plan and fun activities.

<http://www.childnet.com/resources/smartie-the-penguin>

**Hector's W**

CEOP's number for...  
plans for...

Hector's Game and Heroes discuss about so...  
Please re...  
order to...

<http://www.thinkuknow>

**Zippep's Astro O**

The Australian eSafety Comm...  
has a man...  
Zippep's Astro...  
The resource...  
I - Tell an adult...  
pupils to always...  
warned on un...  
The resource is...  
Apple and An...  
ACM...  
The resource is...  
Apple and An...

<https://esafety.gov.au/education/classroom-resources/zippep>

# Smartie the Penguin

Can you help Smartie make the right decision?

Should he try to fix the problem by himself and get rid of the picture again, or should he ask his parents for help?



Created by Childnet International, **Smartie the Penguin** is a story for EYFS/KS1 about the importance of telling an adult when unsure about anything online.

There are three versions of the story for EYFS, Year 1 and Year 2, as well as an accompanying lesson plan and fun activities.



<http://www.childnet.com/resources/smartie-the-penguin>



# Hector's World

CEOP's Think U Know website contains a number of cartoons, activities and lesson plans for KS1.



Hector's World - Episode 3: It's a Serious Game and Lesson Plan 3 and Episode 5: Heroes and Lesson Plan 5 can be used to discuss who to go to for help when worried about something online.

Please note that free sign up is required in order to download Think U Know resources.



<http://www.thinkuknow.co.uk/teachers/>



# Zippep's Astro Circus



The Australian Government have a Children's eSafety Commissioner website which houses a number of resources including Zippep's Astro Circus.

The resource introduces the THINK rules; **T** - 'Tell an adult' can be used to encourage pupils to always tell an adult if they are ever worried or unsure about anything online.

The resource is also available as an app for Apple and Android devices.



<https://esafety.gov.au/education-resources/classroom-resources/zippeps-astro-circus>

# KEY STAGE 1

Pupils should be taught to:

'Use technology **safely** and **respectfully**,  
**keeping personal information private**;  
identify where to go for **help and support**  
when they have concerns about **content** or  
**contact** on the internet or other online  
technologies.'

<https://www.gov.uk/government/publications/national-curriculum-in-england-computing-programmes-of-study/national-curriculum-in-england-computing-programmes-of-study#key-stage-1>

# **...concerns about content...**

The internet offers a wealth of information and a broad range of content for a variety of audiences.

While there is plenty of content online aimed at younger children, there is also content aimed at older/adult audiences, extremist content, content that promotes hurtful or harmful behaviour and illegal content. It is also important to question the reliability of information online.

Although internet connections in schools are well filtered, it is important to help younger children understand that they may come across upsetting or worrying things online when using the internet outside of school. The key message at this age is to always ask for help if they are unsure or worried about anything online.



The SMART rule



Chapter 1 - All Adventures of SMART crew! Think before you send by other

Chapter 2 - Not all information is trustworthy.

<http://www.childnet.com/resources/adventures-of-kara-watson-and-d...>

**Magda and Mo -  
The Pirate's Donut**



An interactive e-book by AVG that explores how information online isn't always reliable, and the importance of checking with an adult.

# The SMART rules



'Chapter 1 - ACCEPT' of 'The Adventures of Kara, Winston and the SMART crew highlights the need to think before accepting/opening files sent by other users.

'Chapter 2 - RELIABLE' explores how not all information online is trustworthy.



<http://www.childnet.com/resources/the-adventures-of-kara-winston-and-the-smart-crew>

# Magda and Mo - The Pirate's Donut



An interactive e-book by AVG that explores how information online isn't always reliable, and the importance of checking with an adult.



**AVG**



**Childnet**  
International

<http://www.avg.com/ebooks/en/magda-and-mo/magda-and-mo1.html>



# Digital Literacy Curriculum

This free digital literacy curriculum contains lesson plans and activities covering a range of online safety topics.

'A-B-C Searching' for Year 1 and 'Using Keywords' and 'Sites I like' for Year 2 are lessons that focus on finding and checking sources of information online.

'Staying Safe Online' for Year 2 explores the concept of appropriate and inappropriate sites to visit.

The screenshot shows the homepage of the Digital Literacy Curriculum website. At the top, there is a navigation menu with links for HOME, INTRODUCTION, CURRICULUM CATEGORIES, CURRICULUM OVERVIEW, REGISTER, FURTHER LINKS, and CONTACT US. Below the navigation is a main banner for 'DIGITAL LITERACY & CITIZENSHIP from the South West Grid for Learning'. The banner includes logos for South West Grid for Learning and Common Sense Media, and a call to action: 'REGISTER TODAY FOR FREE ACCESS TO ALL DIGITAL LITERACY MATERIALS'. To the right of the banner are three buttons: 'INTRODUCTION TO DIGITAL LITERACY', 'CROSS CURRICULAR CATEGORIES', and 'AN OVERVIEW OF THE CURRICULUM'. Below the banner is a section titled 'DIGITAL LITERACY AND CITIZENSHIP WITH SWGfL' which lists various topics like Internet Safety, Privacy & Security, Relationships & Communication, Cyberbullying, Information Literacy, Self Image & Identity, Digital Footprint & Reputation, and Creative Credit & Copyright. At the bottom, there is a section 'VIEW DIGITAL LITERACY RESOURCES BY YEAR:' with buttons for FOUNDATION / YEAR 1, YEAR 2, YEAR 3, YEAR 4, YEAR 5, YEAR 6, YEAR 7, YEAR 8, YEAR 9, and YEAR 10. The footer contains logos for South West Grid for Learning, UK Safer Internet Centre, Common Sense Media, and the website's terms and conditions, privacy policy, and copyright information.



<http://www.digital-literacy.org.uk/>



# KEY STAGE 1

Pupils should be taught to:

'Use technology **safely** and **respectfully**,  
**keeping personal information private**;  
identify where to go for **help and support**  
when they have concerns about **content** or  
**contact** on the internet or other online  
technologies.'

<https://www.gov.uk/government/publications/national-curriculum-in-england-computing-programmes-of-study/national-curriculum-in-england-computing-programmes-of-study#key-stage-1>

## *...concerns about contact...*

Using online sites, services and apps offers children new and exciting ways to communicate with family and friends, as well as potentially communicate with people they have never met.

At KS1 it is important to establish with children that they may come into contact with strangers online, that they should not disclose personal information to strangers, and that they should always tell an adult if they are upset or worried by any online interactions with other users.



# The SMART rules



'Chapter 5 - MEETING' of 'The Adventures of Kara, Winston and the SMART crew explains the importance of not meeting up offline with online contacts..



<http://www.childnet.com/resources/the-adventures-of-kara-winston-and-the-smart-crew>

# Lee and Kim



CEOP's Think U Know website contains a number of cartoons, activities and lesson plans for KS1.

The 'Lee and Kim' cartoon and Activity 1a can be used to discuss contact with strangers in a game and the importance of protecting personal information.

Please note that free sign up is required in order to download Think U Know resources.



<http://www.thinkuknow.co.uk/teachers/>

# Hector's World

CEOP's Think U Know website contains a number of cartoons, activities and lesson plans for KS1.



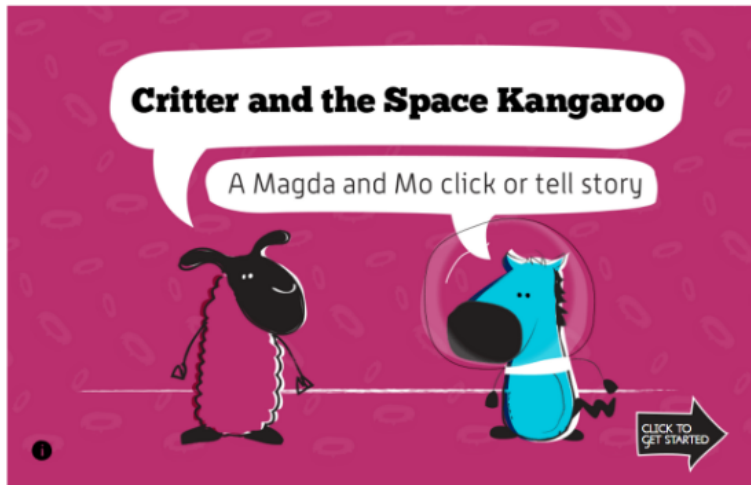
**Hector's World - Episode 2: Welcome to the Carnival** and **Lesson Plan 2** can be used to discuss what personal information is and the importance of keeping details safe.

Please note that free sign up is required in order to download Think U Know resources.



**<http://www.thinkuknow.co.uk/teachers/>**

# Magda and Mo - Critter and the Space Kangaroo



An interactive e-book by AVG that explores stranger danger on the internet, and to consider the differences between a real friend and a stranger online.



**AVG**



**Childnet**  
International

<http://www.avg.com/ebooks/magda-and-mo/critter-and-the-space-kangaroo>





If you have any questions then please do not hesitate to email our Education Team.

**EDUCATION@CHILDNET.COM**



**Childnet**  
International